


- 8) TO MOVE UNIT UNLOCK GATE AND DISMOUNT, UNLOCK CASTORS AND RE-LOCATE
- 9) SAFE WORKING LOAD ON WORK PLATFORM 150Kg OR ONE MAN PLUS HAND TOOLS.
- 10) DO NOT OVER REACH WHEN WORKING ON PLATFORM. AND LIMIT HORIZONTAL FORCE TO 10Kg (22 lb) WORK ONLY AT A COMFORTABLE ARMS LENGTH.
- 11) DO NOT, UNDER ANY CIRCUMSTANCES, MOVE UNIT WITH ANYONE ON IT.
- 12) NEVER PUT ANYTHING ON THE PLATFORMS TO GAIN EXTRA HEIGHT, STAND ON THE WORK PLATFORM ONLY.
- 13) NEVER USE DAMAGED OR INCOMPATIBLE EQUIPMENT.
- 14) IF IN DOUBT ABOUT ANY APPLICATION DO NOT GUESS CONSULT YOUR SUPPLIER.


PODIUM SAFETY CHECKLIST
TO BE CARRIED OUT AT LEAST ONCE A WEEK

CHECKLIST DESCRIPTION	DATE	CHECKED BY
CHECK CASTORS ARE FIRMLY FIXED AND LOCKING MECHANISMS ARE FUNCTIONING CORRECTLY. IF NOT, ADJUST TO SUIT.		
CHECK STEP HOOK MECHANISMS ARE LOCKING CORRECTLY. DECKING SHOULD BE CHECKED FOR DAMAGE AND FREE OF ANY MATERIAL LIKELY TO CAUSE SLIPPING ie OIL, etc.		
CHECK PIVOT BOLTS ARE SECURE AND ALLOW FREE MOVEMENT		
TEST CENTRE LOCKING MECHANISMS ARE FUNCTIONING CORRECTLY		
TEST GATE FOR MOVEMENT AND LOCKING ON VERTICAL ABOVE PIN		
CHECK ALL WELDS FOR CRACKS AND TUBE DAMAGE		
CHECK ALL LABELS ARE FIXED AND READABLE.		
CHECK THAT ERECTED STEPS ARE USED ON A LEVEL SURFACE.		
CHECK FOR CORRECT POSITIONING OF PLATFORM AND STEPS		


960 PODIUM ASSEMBLY GUIDE




960 PODIUM ASSEMBLY GUIDE





1) OPEN FOLDING FRAME AND MECHANISMS WILL LOCK AUTOMATICALLY





4) LOCATE PODIUM AND LOCK CASTORS




2) PULL GATE OUT BEFORE FITTING PLATFORM




3) FIT UPPER AND LOWER STEPS



6) LOCK GATE UNTIL HOOK CLICKS



5) USE STEPS TO ACCESS PLATFORM



7) WORK IN SAFETY SEE OVER FOR SAFETY NOTES

TO DISMANTLE REVERSE PROCEDURE.